

Curriculum Vitae



Name: Zikou Anastasia
Profession: Assistant Professor of Radiology
Address: *Office:* Department of Radiology
Medical School University of Ioannina
45110 Ioannina, Greece
Home: 10 Akademias str,
45332 Ioannina, Greece
Tel. (office): +302651007631
Tel. (home): +302651042504
e-mail: anzikou@cc.uoi.gr

Year of birth: 1966
Place of birth: Athens, Greece
Nationality: Greek
Marital status: Married, mother of one child

Pre Medical studies

College: Gymnasion, years: 1979-1985
Graduated with highest honors

Medical studies

University of Ioannina, Greece, years: 1985-1992
Medical Diploma obtained with very good honors

Licence to practice

Place: Ioannina
Date: 3-4-1992
Number: 4141

Internship-Specialization in Radiology

University Hospital of Ioannina
Department of Radiology, Prof. C Tsampoulas
(February 1994 - February 1998)

Hospitalier National de Quinze – Vingts
Service de Neuro-imagerie et Radiologie, Prof. EA Cabanis
(March 1, 2000 - February 28, 2001)

Specialty in Radiology

(Equivalent to board certification)

Place: Ioannina, Greece

Date: 2-4-1998

Number: 1853

Specialty in Neuroradiology

European Certificate of Neuroradiology

Prof. E. Turgut Tali (President of the ESNR)

Prof. Pia Maly Sundgren (Chair of the ESONR Committee)

Date: 15-10-2012

Number: 160

Memberships

Hellenic Society of Radiology.

European Society of Radiology.

European Society of Neuro-Radiology (ESNR): full member / September 17, 2005.

Doctor Thesis

"Cervical spine involvement in patients with rheumatoid arthritis".

With highest honors – May 2004

Hospital post

Attending Radiologist: 1998-2012. Responsible for Clinical Neuroradiology.

Academic post

Lecturer in Radiology since 31-12-2012/no1398. (Elected 16-5-2011/no16278).

Assistant Professor of Radiology, Medical School, University of Ioannina, Greece, since 30-3-2015/no10866(Elected 12-2-2015/no8653) until now.

Teaching experience

1. Invited speaker: teaching programme of neurology, rheumatology, paediatric, ophthalmology, oncology clinics of the University Hospital of Ioannina.
2. Responsible for the training in Neuroradiology at the residents program of the University Hospital of Ioannina (from 2002 until now).
3. Anatomy Lessons – Medical School University of Ioannina / 3rd trimester: "CT & MRI anatomy of the thorax and the abdomen" and "CT & MRI anatomy of the brain, spine and spinal cord" (from 2008 until now).
4. Radiology Lessons – Medical School University of Ioannina / 7th & 8th trimester: "neuroradiology and musculoskeletal radiology" (from 2007 until now) and "thorax" from 2013 until now).
5. Postgraduate program in the Technological Educational Department of Speech Therapy entitled "Interdisciplinary Approach to Developmental and Acquired Communication Disorders": teaching for 3 academic years 2015-2016, 2016-2017 and 2017-2018.

6. 7th European Course on Pediatric Neuroradiology, Ioannina, Greece, 22-27 January 2015. Invited speaker: Zikou A: «ADEM & demyelinating» Session 7: Infection/inflammation (26-1-2015).
7. Ioannina University Courses in Pathology (IUCP) / CNS Pathology – Oncology: An update for the General Pathologist. 6-8 June 2016. Invited speaker: Zikou A: «Conventional and Advanced MR Imaging Techniques in the Diagnosis of CNS Tumours» (6-6-2016).
8. Intracranial Glioma Workshop: Comprehensive Management, Practical Guide from A to Z, Larissa, Greece, 6-8 April 2017. Invited speaker: «Pediatric Considerations of Gliomas» (6-4-2017).
9. Intracranial Glioma Workshop: Comprehensive Management, Practical Guide from A to Z, Larissa, Greece, 6-8 April 2017. Instructor: « Workshops: cases with Gliomas».
10. Intracranial Glioma Workshop: “from A to Z”, Athens, Greece, 9-11 May 2019. Instructor: Zikou A « Workshops: Challenging Cases with Gliomas».

Reviewer

- EPOS (Electronic Poster Online System) European Congress of Radiology, Vienna, from 2014-2015-2016-2017-2018 until now (2019).
- European Radiology
- Frontiers in Neuroscience
- Computer methods and programs in biomedicine
- Hellenic Journal of Radiology (HJR)
- Radiation Oncology

Invited speaker in Greece: 58

Greek Presentations: 102

Greek Publications: 14

Book chapters: 2

1. Anastasia Zikou, George Alexiou and Maria Argyropoulou. Advanced MR Imaging Techniques in the Diagnosis of Intra-axial Brain Tumors. Chapter 7:166-181;2016 (Neurooncology - Newer Developments) INTECH. <http://dx.doi.org/10.5772/62840>.
2. Dimitrios Chatzistefanidis, Persephoni Margariti, Anastasia Zikou, Athanassios Kyritsis and Sofia Markoula. Autoimmune Encephalitis. Chapter Encephalitis: 1-16;2016 | www.smgebooks.com

International Publications: total 95

[70 papers (Pubmed / Scopus/ Google Scholar) and 25 Electronic EuroRad Teaching Files].

1st author: total 38

1 book chapter

14 papers (Pubmed / Scopus/ Google Scholar)

23 e-publications: Eurorad teaching files

2nd author: 16 papers (Pubmed / Scopus/ Google Scholar)

3rd author: total 14

1 book chapter

10 papers (Pubmed / Scopus/ Google Scholar)

1 e-publication: Eurorad teaching file

Last author: 2 papers (Pubmed / Scopus/ Google Scholar)

CITATIONS: Google Scholar: 1222

h-index : Google Scholar: 21

i-10-index: 39

Total Impact factor from published full papers: 174.927 (mean: 2.867)



Zikou Anastasia

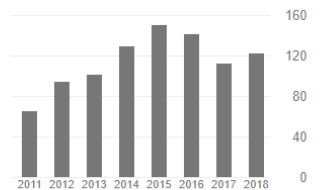
Assistant Professor of Clinical Radiology, Medical School, [University of Ioannina](#), Greece.
Verified email at cc.uoi.gr
Neuroradiology

 FOLLOWING


TITLE	CITED BY	YEAR
Treatment of resistant rheumatoid arthritis by intra-articular infliximab injections: a pilot study <small>SN Nikas, TI Temekonidis, AK Zikou, MI Argyropoulou, S Efremidis, ... Annals of the rheumatic diseases 63 (1), 102-103</small>	94	2004
Pulmonary involvement in patients with early rheumatoid arthritis <small>ZM Metafratzi, AN Georgiadis, CV Ioannidou, Y Alamanos, MP Vassiliou, ... Scandinavian journal of rheumatology 36 (5), 338-344</small>	74	2007
Voxel-based morphometry and diffusion tensor imaging of the optic pathway in primary open-angle glaucoma: a preliminary study <small>AK Zikou, G Kitsos, LC Tzarouchi, L Astrakas, GA Alexiou, ... American Journal of Neuroradiology 33 (1), 128-134</small>	72	2012
Magnetic resonance imaging quantification of hand synovitis in patients with rheumatoid arthritis treated with adalimumab <small>AK Zikou, MI Argyropoulou, PV Voulgari, VG Xydis, SN Nikas, ... The Journal of rheumatology 33 (2), 219-223</small>	51	2006
Neurological adverse events in patients receiving anti-TNF therapy: a prospective imaging and electrophysiological study	50	2014

[VIEW ALL](#)

	All	Since 2013
Citations	1222	758
h-index	21	17
i10-index	39	29




Co-authors



Loukas G. Astrakas
Assist. Professor, Medical Physic...

>



Spiros Konitsiotis
Professor of Neurology, Faculty ...

>

Table : Journals and number of papers with the Impact factors

Journal	Number of papers	Impact factor	Total Impact factor
Abdom Imaging	1	1.842	1.842
Acta Neurol Belg	1	1.722	1.722
Am J Neuroradiol	2	3.550	7.100
Am J Roentgenol	1	2.778	2.778
Ann Rheum Dis	1	12.811	12.811
Arthritis Res Ther	2	4.121	8.242
Arthritis Rheum	1	6.918	6.918
BAOJ Ophthalmol	1	-	-
Blood Cell Mol Dis	1	1.882	1.882
Br J Radiol	1	2.050	2.050
Brain Dev	1	1.520	1.520
Cancer Chemother Pharmacol	1	2.737	2.737
Clin Exp Rheumatol	3	2.634	7.902

Clin Neurol Neurosurg	5	1.381	6.905
Clin Nucl Med	1	3.640	3.640
Clin Ophthalmol	1	-	-
Crit Care	1	5.358	5.358
Eur J Intern Med	1	2.960	2.960
Eur J Pediatr	1	1.921	1.921
Eur J Radiol	2	2.507	5.014
Eur Radiol	6	3.967	23.802
Hellenic J Radiol	2	-	0.000
In Vivo	1	0.953	0.953
Intern Med	1	0.536	0.536
Int Neurol Neurosurg	1	-	-
J Child Neurol	1	1.378	1.378
J Med Case Reports	1	0.360	0.360
J Neuroimaging	1	1.664	1.664
J Neurol Surg A Cent Eur Neurosurg	1	0.726	0.726
J Obstet Gynaecol	1	0.629	0.629
J Pediatr Neuroradiol	1	-	-
J Rheumatol	2	3.150	6.300
Joint Bone Spine	1	3.329	3.329
Magn Reson Imaging	2	2.225	4.450
Nephron Clin Pract	1	2.138	2.138
Neuroimage	1	5.835	5.835
Neuroimmunol Neuroinflam	3	-	-
Neurology	1	7.592	7.592
Neuroradiology	1	2.093	2.093
Pediatr Radiol	5	1.465	7.325
Rheumatol Int	1	1.824	1.824
Rheumatology (Oxford)	1	4.818	4.818
Scand J Rheumatol	3	2.667	8.001
In Vivo	1	0.953	0.953
Brain Imaging and Behavior	1	3.985	3.985
Contrast Media & Molecular Imaging	1	2.934	2.934
	70		total: 174.927 (mean: 2.867)

International Publications:

1. Voulgari PV, Zikou AK, Bai M, Drosos AA. Subcutaneous lesion as the initial manifestation of sarcoidosis. Eur J Intern Med; 8: 119-120, 1997
2. Drosos AA, Voulgari PV, Papadopoulos IA, Politi EN, Georgiou PE, Zikou AK. Cyclosporine-A in the treatment of early rheumatoid arthritis. A prospective, randomized 24-month study. Clin Exp Rheumatol; 16: 695-701, 1998

3. Gossios K, Zikou A, Stavropoulos N. Primary seminoma of the retroperitoneum. *Eur Radiol*; 10: 590-592, 2000
4. Drosos AA, Voulgari PV, Katsaraki A, Zikou AK. Influence of cyclosporin A on radiological progression in early rheumatoid arthritis patients: a 42-month prospective study. *Rheumatol Int*; 19: 113-118, 2000
5. Gossios K, Zikou A, Vazakas P, Passas G, Glantzouni A, Glantzounis G, Kontogiannis D, Tsimoyiannis E: Value of CT after laparoscopic repair of postsurgical ventral hernia. *Abdom Imaging*; 28: 99-102, 2003
6. Metafratzi Z, Argyropoulou MI, Mokou-Kanta C, Konitsiotis S, Zikou A, Efremidis SC. Spontaneous intracranial hypotension: morphological findings and CSF flow dynamics studied by MRI. *Eur Radiol*; 14(6):1013-6, 2003
7. Nikas SN, Temekonidis TI, Zikou AK, Argyropoulou MI, Efremidis S, Drosos AA. Treatment of resistant rheumatoid arthritis by intra-articular infliximab injections: a pilot study. *Ann Rheum Dis (Letter)*; 63: 102-103, 2004
8. Argyropoulou MI, Xydis V, Kiortsis DN, Pantou K, Zikou A, Efremidis SC, Andronikou S. Pituitary gland signal in pre-term infants during the first year of life: an MRI study. *Neuroradiology*; 46(12): 1031-1035, 2004
9. Zikou AK, Alamanos Y, Argyropoulou MI, Tsifetaki N, Tsampoulas C, Voulgari PV, Efremidis SC, Drosos AA. Radiological cervical spine involvement in patients with rheumatoid arthritis: a cross sectional study. *J Rheumatol*; 32: 801-806, 2005
10. Zikou A, Ioannidou MC, Tzoufi M, Astrakas L, Argyropoulou MI. Magnetization transfer ratio measurements of the brain in children with tuberous sclerosis complex. *Pediatr Radiol* 35: 1071-1074, 2005. Erratum in: *Pediatr Radiol*; 35: 1294, 2005
11. Zikou AK, Argyropoulou MI, Alamanos Y, Tsifetaki N, Tsampoulas C, Voulgari PV, Efremidis SC, Drosos AA. Magnetic resonance imaging findings of the cervical spine in patients with rheumatoid arthritis, A cross sectional study. *Clin Exp Rheumatol*; 23: 665-670, 2005
12. Xydis V, Astrakas L, Zikou A, Pantou K, Andronikou S, Argyropoulou MI. Magnetization transfer ratio in the brain of preterm subjects: age-related changes during the first years of life. *Eur Radiol* ; 16: 215-220, 2006
13. Voulgari PV, Zikou AK, Drosos AA. Subcutaneous lesions in dermatomyositis. *Rheumatology (Oxford)*; 45(2): 165, 2006
14. Zikou AK, Argyropoulou MI, Voulgari PV, Xydis VG, Nikas SN, Efremidis SC, Drosos AA. Magnetic resonance imaging quantification of hand synovitis in patients with rheumatoid arthritis treated with adalimumab. *J Rheumatol*; 33: 219-223, 2006
15. Argyropoulou MI, Tsifetaki N, Zikou AK, Xydis VG, Venestanopoulou AI, Margariti P, Drosos AA. Systemic sclerosis: Brain abnormalities revealed by conventional magnetic resonance imaging and magnetization transfer imaging. *Arthritis Rheum*; 54: 1350-1352, 2006

16. Argyropoulou MI, Konstandi E, Kosta P, Zikou AK, Kastani D, Galiatsou E, Kitsakos A, Nakos G. Heterotopic ossification of the knee joint in intensive care unit patients: early diagnosis with magnetic resonance imaging. *Crit Care*; 10: R152, 2006
17. Margariti PN, Blekas K, Katzioti FG, Zikou AK, Tzoufi M, Argyropoulou MI. Magnetization transfer ratio and volumetric analysis of the brain in macrocephalic patients with neurofibromatosis type 1. *Eur Radiol* ; 17: 433-438, 2007
18. Argyropoulou MI, Zikou AK, Tzovara I, Nikas A, Blekas K, Margariti P, Galatsanos N, Asproudis I. Non-arteritic anterior ischaemic optic neuropathy: evaluation of the brain and optic pathway by conventional MRI and magnetization transfer imaging. *Eur Radiol*; 17: 1669-1674, 2007
19. Metafratzi Z, Georgiadis A, Ioannidou CH, Alamanos Y, Vassiliou M, Zikou AK, Raptis G, Drosos A, Efremidis S. Pulmonary involvement in patients with early rheumatoid arthritis. *Scand J Rheumatol*; 36:338-344, 2007
20. Papagoras CE, Argyropoulou MI, Voulgari PV, Vrabie I, Zikou AK, Drosos AA. A case of Brucella spondylitis in a patient with psoriatic arthritis receiving infliximab. *Clin Exp Rheumatol*; 27: 124-127, 2009
21. Botsoris VG, Argyropoulou MI, Voulgari PV, Zikou AK, Drosos AA. Heterotopic ossification in systemic sclerosis. *Scand J Rheumatol*; 38: 317-319, 2009
22. Tsarouchi LC, Astrakas LG, Xydis V, Zikou A, Kosta P, Drougia A, Andronikou S, Argyropoulou MI. Age-related grey matter changes in preterm infants: an MRI study. *Neuroimage*; 47: 1148-1153, 2009
23. Selvi A, Diakou M, Giannopoulos S, Zikou AK, Argyropoulou MI, Kyritsis AP. Cerebral venous thrombosis in a patient with sarcoidosis. *Intern Med*; 48: 723-725, 2009
24. Kitsos G, Zikou AK, Bagli E, Kosta P, Argyropoulou MI. Conventional MRI and magnetization transfer imaging of the brain and optic pathway in primary open-angle glaucoma. *Br J Radiol*; 82: 896-900, 2009
25. Tzarouchi LC, Astrakas LG, Zikou A, Xydis V, Kosta P, Andronikou S, Argyropoulou MI. Periventricular leucomalacia in preterm children: assessment of grey and white matter and cerebrospinal fluid changes by MRI. *Pediatr Radiol*; 39: 1327-1332, 2009
26. Christou L, Economou G, Zikou AK, Saplaoura K, Argyropoulou MI, Tsianos EV. Acute Haemophilus parainfluenzae endocarditis: a case report. *J Med Case Reports*; 16: 7494, 2009
27. Zigouris A, Pahatouridis D, Mihos E, Alexiou G, Nesseris J, Zikou AK, Argyropoulou MI, Goussia A, Voulgaris S. Solitary cystic cerebral metastasis from transitional cell carcinoma of the bladder. *Acta Neurol Belg*;109: 322-325, 2009
28. Tsarouchi LC, Astrakas LG, Konitsiotis S, Tsouli S, Margariti P, Zikou AK, Argyropoulou MI. Voxel-Based Morphometry and Voxel-Based Relaxometry in

- Parkinsonian Variant of Multiple System Atrophy. *J Neuroimaging*; 20: 260-266, 2010
29. Papagoras C, Kitsos G, Voulgari PV, Zikou AK, Argyropoulou MI, Zioga A, Drosos AA. Periocular Xanthogranuloma. A Forgotten Entity? *Clin Ophthalmol*; 4: 105-110, 2010
 30. Tzoufi M, Makis A, Grammeniatis V, Nakou I, Exarchakos G, Asproudis I, Zikou A, Argyropoulou M, Siamopoulou-Mavridou A. Idiopathic intracranial hypertension and facial palsy: case report and review of the literature. *J Child Neurol*; 25: 1529-1534, 2010
 31. Diakou M, Kostadima V, Giannopoulos S, Zikou AK, Argyropoulou MI, Kyritsis AP. Cerebral venous thrombosis in an adolescent with ulcerative colitis. *Brain Dev*; 33: 49-51, 2011
 32. Kosta P, Voulgari P, Zikou A, Drosos A, Argyropoulou M. The usefulness of magnetic resonance imaging of the hand and wrist in very early rheumatoid arthritis. *Arthritis Res Ther*; 13: R84, 2011
 33. Tzarouchi L, Xydis V, Zikou A, Drougia A, Astrakas L, Papastefanaki M, Andronikou S, Argyropoulou M. Diffuse periventricular leukomalacia in preterm children; assessment of grey matter changes by MRI. *Pediatr Radiol*; 41: 1545-1551, 2011
 34. Tzarouchi L, Tsifetaki N, Konitsiotis S, Zikou A, Astrakas L, Drosos A, Argyropoulou M. CNS involvement in primary Sjogren Syndrome: assessment of gray and white matter changes with MRI and voxel-based morphometry. *Am J Roentgenol*; 197: 1207-1212, 2011
 35. Zikou A, Kitsos G, Tzarouchi L, Astrakas L, Alexiou G, Argyropoulou M. Voxel-based morphometry and diffusion tensor imaging of the optic pathway in primary open-angle glaucoma: a preliminary study. *Am J Neuroradiol*; 33: 128-134, 2012
 36. Zikou A, Alexiou G, Kosta P, Goussia A, Astrakas L, Tsekeris P, Voulgaris S, Malamou-Mitsi V, Kyritsis A, Argyropoulou M. Diffusion tensor and dynamic susceptibility contrast MRI in glioblastoma. *Clin Neurol Neurosurg*; 114: 607-612, 2012
 37. Alexiou G, Goussia A, Voulgaris S, Fotopoulos A, Fotakopoulos G, Ntoulia A, Zikou A, Tsekeris P, Argyropoulou M, Kyritsis A. Prognostic significance of MRP5 immunohistochemical expression in glioblastoma. *Cancer Chemother Pharmacol*; 69: 1387-1391, 2012
 38. Kosta PE, Voulgari PV, Zikou AK, Tsampoulas K, Drosos AA, Argyropoulou MI. Effect of very early treatment in rheumatoid arthritis on bone oedema and synovitis, using magnetic resonance imaging. *Scand J Rheumatol*; 41: 339-344, 2012
 39. Tzoufi M, Makis A, Chaliasos N, Nakou I, Siomou E, Tsatsoulis A, Zikou A, Argyropoulou M, Bonnefont JP, Siamopoulou A. A rare case report of simultaneous presentation of myopathy, Addison's disease, primary

- hypoparathyroidism, and Fanconi syndrome in a child diagnosed with Kearns-Sayre syndrome. *Eur J Pediatr*; 172: 557-561, 2013
40. Miliaras G, Fotakopoulos G, Asproudis I, Voulgaris S, Zikou A, Polyzoidis K. Indirect traumatic optic neuropathy following head injury: report of five patients and review of the literature. *J Neurol Surg A Cent Eur Neurosurg*; 74: 168-174, 2013
 41. Drougia AA, Zikou AK, Vartholomatos GA, Argyropoulou MI, Andronikou SK. Cerebral venous sinus thrombosis in a pre-term neonate diagnosed by MR-venography. *J Obstet Gynaecol*; 33: 415, 2013
 42. Papagoras C, Markatseli TE, Saougou I, Alamanos Y, Zikou AK, Voulgari PV, Kiortsis DN, Drosos AA. Cardiovascular risk profile in patients with spondyloarthritis. *Joint Bone Spine*; 81: 57-63, 2014 .
 43. Ermeidi E, Balafa O, Spanos G, Zikou A, Argyropoulou M, Siamopoulos KC. Posterior reversible encephalopathy syndrome: a noteworthy syndrome in end-stage renal disease patients. *Nephron Clin Pract*; 123: 180-184, 2013 .
 44. Alexiou GA, Zikou A, Tsiouris S, Goussia A, Kosta P, Papadopoulos A, Voulgaris S, Kyritsis AP, Fotopoulos AD, Argyropoulou MI. Correlation of diffusion tensor, dynamic susceptibility contrast MRI and (99m)Tc-Tetrofosmin brain SPECT with tumour grade and Ki-67 immunohistochemistry in glioma. *Clin Neurol Neurosurg* 116; 41-45, 2014
 45. Tzarouchi LC, Drougia A, Zikou A, Kosta P, Astrakas LG, Andronikou S, Argyropoulou MI. Body growth and brain development in premature babies: an MRI study. *Pediatr Radiol*; 44: 297-304, 2014.
 46. Tzarouchi LC, Zikou AK, Tsifetaki N, Astrakas LG, Konitsiotis S, Voulgari P, Drosos A, Argyropoulou MI. White Matter Water Diffusion Changes in Primary Sjogren Syndrome. *AJNR Am J Neuroradiol*. 2014; 35:680-5.
 47. Lakatos A, Kosta P, Konitsiotis S, Zikou AK, Astrakas LG, Argyropoulou MI. Marchiafava-Bignami disease: an acquired callosotomy. *Neurology* 2014. 23;83:1219. doi: 10.1212/WNL.0000000000000811 .
 48. Alexiou GA, Zikou A, Tsiouris S, Goussia A, Kosta P, Papadopoulos A, Voulgaris S, Tsekeris P, Kyritsis A, Fotopoulos A, Argyropoulou MI. No.: MRI-D-14-00038 Comparison of Diffusion Tensor, Dynamic Susceptibility Contrast MRI and 99mTc-Tetrofosmin Brain SPECT for the Detection of Recurrent High-Grade Glioma. *Magn Reson Imaging* 2014; 32:854-9.
 49. Zikou A, Kosmidou M, Astrakas L, Tzarouchi L, Tsianos E, Argyropoulou MI. Brain Involvement in patients with inflammatory bowel disease: a voxel-based morphometry and diffusion tensor imaging study. *Eur Radiol* 2014;24:2499-506.
 50. Kaltsonoudis E, Zikou AK, Voulgari PV, Konitsiotis S, Argyropoulou MI, Drosos AA. Neurological adverse events in patients receiving anti-TNF therapy: a prospective imaging and electrophysiological study. *Arthritis Res Ther*. 2014 17; 16:R125.
 51. Chondrogiorgi M, Tzarouchi LC, Zikou AK, Astrakas LG, Kosta P, Argyropoulou

- MI, Konitsiotis S. Multimodal imaging evaluation of excessive daytime sleepiness in Parkinson's disease. *Int J Neurosci*. 2016 May; 126:422-8.
52. Zikou A, Alexiou GA, Vartholomatos G, Goussia A, Xydis VG, Kosta P, Voulgaris S, Kyritsis AP, Argyropoulou MI. Correlation of diffusion tensor and dynamic susceptibility contrast MRI with DNA ploidy and cell cycle analysis of gliomas. *Clin Neurol Neurosurg*. 2015; 139:119-24.
53. Zikou AK, Xydis VG, Astrakas LG, Nakou I, Tzarouchi LC, Tzoufi M, Argyropoulou MI. Diffusion tensor imaging in children with tuberous sclerosis complex: tract-based spatial statistics assessment of brain microstructural changes. *Pediatr Radiol*. 2016; 46:1158-64.
54. Zikou A, Alexiou GA, Goussia A, Kosta P, Xydis VG, Voulgaris S, Kyritsis AP, Argyropoulou MI. The role of diffusion tensor imaging and dynamic susceptibility perfusion MRI in the evaluation of meningioma grade and subtype. *Clin Neurol Neurosurg*. 2016; 146:109-115.
55. Markoula S, Zouroudi S, Giannopoulos S, Tsoukanelis K, Zikou A, Kyritsis AP. Status epilepticus in scleromyxedema. *Neuroimmunol Neuroinflammation*. 2016;3:124-126.
56. Chrissa Sioka, Anastasia Zikou, Anna Goussia, Spyridon Tsiouris, Loucas G. Astrakas, Athanassios P. Kyritsis. Differentiation of radiation necrosis from glioblastoma recurrence after radiotherapy. *Neuroimmunol Neuroinflammation*. 2016; 3: 161-4.
57. Zikou A, Xydis VG, Alexiou GA, Argyropoulou MI. Supratentorial Brain Tumors in Children. *J Pediatr Neuroradiol* 2016;5:70-81.
58. Ioannis Papageorgiou , Loukas G. Astrakas , Vassileios Xydis , George A. Alexiou , Panagiotis Bargiotas, Loukia Tzarouchi, Anastasia K. Zikou , Dimitrios N. Kiortsis, Maria I. Argyropoulou. Abnormalities of brain neural circuits related to obesity: A Diffusion Tensor Imaging study. *Magnetic Resonance Imaging* 2017; 37:116–121.
59. Aristeidis H. Katsanos, Spyridon Tsiouris, Chrissa Sioka, Anastasia Zikou and Andreas Fotopoulos. Regional Cerebral Blood Flow SPECT and MRI in Logopenic Variant Primary Progressive Aphasia. *Clin Nucl Med*. 2017;42:e277-e280. doi: 10.1097/RLU.0000000000001627.
60. Dimitrios Kalogeropoulos, Dimitri Anastasopoulos, Constantina Gartzonika, Anastasia K Zikou, George Kitsos and Chris Kalogeropoulos. Acute Retinal Necrosis in a Patient with HSV-1 Encephalitis. *BAOJ Ophthalmol* 2017;12: 009.
61. Alexandros Makis, Meropi Tzoufi, Eleni Pappa, Ioannis Kyrochristos, Anastasia Zikou, Vasileios Xydis, Maria I. Argyropoulou, Nikolaos Chaliasos. Gaucher disease and β -thalassemia: A rare coinheritance. *Blood Cells, Molecules and Diseases* 2017; 65: 35–37

62. Sofia Markoula, Anastasia Zikou, Persephoni Margariti, Maria Argyropoulou, Athanassios P. Kyritsis. Acute demyelinating lesions with restricted diffusion in multiple sclerosis: a new variant? *Neuroimmunol Neuroinflammation* 2017;4:188-90.

63. Zikou A, Nakou I, Malama A. A 3-year old child with fever and disturbance of consciousness. *Hell J Radiol* 2017; 2: 70-74

64. Xydis VG, Zikou AK, Kostadima V, Astrakas LG, Kosta P, Argyropoulou MI. The association between multiple sclerosis and spondylosis: When and why. *Eur J Radiol*. 2017 Jun;91:47-51. doi: 10.1016/j.ejrad.2017.03.017

65. Bagli E, Zikou AK, Agnantis N, Kitsos G. Mitochondrial Membrane Dynamics and Inherited Optic Neuropathies. *In Vivo*. 2017;31:511-525

66. Zikou AK, Kitsos G, Astrakas LG, Xydis VG, Spiliopoulos K, Bagli E, Argyropoulou MI. Pseudoexfoliation syndrome without glaucoma: White matter abnormalities detected by conventional MRI and diffusion tensor imaging. *European Journal of Radiology* 2018; 99: 82–87.

67. Maria Chondrogiorgi, Loukas G. Astrakas, Anastasia K. Zikou, Luca Weis, Vassilios G. Xydis, Angelo Antonini, Maria I. Argyropoulou, Spiridon Konitsiotis. Multifocal alterations of white matter accompany the transition from normal cognition to dementia in Parkinson’s disease patients. *Brain Imaging and Behavior*. 2018 <https://doi.org/10.1007/s11682-018-9863-7>

68. George A. Alexiou, Anastasia K. Zikou, Georgios Vartholomatos, Anna Goussia, Spyridon Voulgaris, Athanasios P. Kyritsis, Maria I. Argyropoulou. Correlation of DNA ploidy and cell cycle analysis with diffusion tensor and dynamic susceptibility contrast MRI metrics in meningiomas. *Hell J Radiol* 3: 1-6, 2018.

69. Eleni Triantafyllidi, Alexandra Papoudou-Bai, George A. Alexiou, Anastasia Zikou, Antonia Charchanti, Nikolaos Konsolakis, Dionysoula Skiada, Spyridon Voulgaris, Anna C. Goussia. Adult intradural extramedullary teratoma of the spinal cord: A case presentation. *Clinical Neurology and Neurosurgery* 175: 54–56, 2018.

70. Anastasia Zikou, Chryssa Sioka, George Alexiou, Andreas Fotopoulos, Spyridon Voulgaris and Maria Argyropoulou Radiation necrosis, pseudoprogression, pseudoresponse and tumor recurrence: imaging challenges for the evaluation of treated gliomas. *Contrast Media & Molecular Imaging* (2018) Article ID 6828396: 6 pages, <https://doi.org/10.1155/2018/6828396>

e-publications: 24 Eurorad teaching files (with reviewers) (Radiological case data base, European Society of Radiology).

1. Metafratzi Z, Argyropoulou MI, Zikou A, Mokou-Kanta C, Konitsiotis S, Efremidis S. Morphological findings of spontaneous intracranial hypotension (SIH) studied by MRI.2006; DOI: 10.1594/EURORAD/CASE.2546

2. Lukacs I , Andrianopoulou A , Zikou A , Vlachos A , Xydis V , Argyropoulou MI. The value of fetal brain MRI on the diagnostic pathway of tuberous sclerosis complex presenting with cardiac rhabdomyomas. 2015; DOI: 10.1594/EURORAD/CASE.12497
3. Zikou Anastasia, Mouka Georgia, Toliopoulos Dionysios, Miliaras Georgios, Xydis Vassilios, Argyropoulou Maria. Spontaneous, nontraumatic pneumomediastinum complicated by pneumorrhachis. 2015; DOI: 10.1594/EURORAD/CASE.12498
4. Anastasia Zikou, Aleandra Dorkou, Loukas Astrakas, Anna Gousia, Vassilios Xydis, Maria I Argyropoulou. Central neurocytoma. MRI and MRS imaging findings. 2015; DOI: 10.1594/EURORAD/CASE.12584
5. Anastasia Zikou, Vasiliki Mouka, Vassilios Gkogkos, Loukas G Astrakas, Vassilios Xydis, Maria I Argyropoulou. MR spectroscopy findings of a trigonal intraentricular meningioma. 2015; DOI: 10.1594/EURORAD/CASE.12629
6. Anastasia Zikou, Meropi Toufi, Iliada Nakou, Vassilios Xydis , Maria I Argyropoulou. Semilobar holoprosencephaly with a median cleft case report. 2015; DOI: 10.1594/EURORAD/CASE.1260
7. Anastasia K Zikou , Vasiliki Mouka , Athanassios Mpatsoulis , Eirini Sionti , Meropi Tzoufi ,Vassilios Xydis , Maria I Argyropoulou. Menkes disease - alteration of MR findings over time.2015; DOI: 101594/EURORAD/CASE.12713
8. Anastasia Zikou, Maria-Christina Ioannidou, Vassilios Xydis, Alexandros A Drosos, Georgios Kitsos, Maria Argyropoulou. Malt lymphoma of the lacrimal gland in a patient with Sjogren syndrome.2015; DOI: 101594/EURORAD/CASE.12884
9. Anastasia Zikou , Vasiliki Mouka , Athanasios Batsoulis , Spyridon Konitsiotis , Vassilios Xydis , Maria Argyropoulou . Neurosarcoidosis with pituitary stalk involvement as a first manifestation of a systemic disease. 2015; DOI: 101594/EURORAD/CASE.12886
10. Anastasia Zikou , Vasiliki Mouka , Eleftheria Siarava , Vassilios Xydis , Spiridon Konitsiotis , Maria I. Argyropoulou. «The double panda sign» and central pontine signal changes in Wilson's disease.2015; DOI: 101594/EURORAD/CASE.12887
11. Anastasia K Zikou , Georgia Mouka , Christos Gkizas , Sophia Markoula , Vassilios Xydis , Maria I Argyropoulou. Bilateral symmetrical perisylvian polymicrogyria.2015; DOI: 101594/EURORAD/CASE.12888
12. Anastasia Zikou , Artemis Andrianopoulou , Christos Gkizas , Eleni Kapsali , Vassilios Xydis , Maria I. Argyropoulou. Leukaemic meningitis with multiple cranial nerve enhancement.2015; DOI: 101594/EURORAD/CASE.12889
13. Anastasia Zikou, Georgia Mouka, Vasileios Xydis, Maria I Argyropoulou. Gliomatosis Cerebri: A Ghost in the Brain.2016; DOI: 101594/EURORAD/CASE.13379

14. Anastasia Zikou, Aristeidis Katsanos, Anna Gousia, Andreas Zygoris, Vasileios Xydis, Maria I Argyropoulou. Intradiploic epidermoid cyst with osteolytic lesions of the skull. 2016; DOI: 10.1594/EURORAD/CASE.13385
15. Anastasia Zikou, Georgia Mouka, Toliopoulos Dionysios, Vasileios Xydis, Olga Balafa, Eleni Ermeidi, Maria I Argyropoulou. Posterior reversible encephalopathy syndrome (PRES) in a patient with end-stage renal disease. 2016; DOI: 10.1594/EURORAD/CASE.13395
16. Anastasia Zikou, Georgia Mouka, Artemis Andrianopoulou, Maria I Argyropoulou. Spontaneous intracranial hypotension with spinal myelography imaging findings. 2016; DOI: 10.1594/EURORAD/CASE.13503
17. Anastasia Zikou, Geogia Mouka, Dionysios Toliopoulos, Elia Siarava, Vasileios Xydis, Maria I Argyropoulou. Early imaging findings in Creutzfeldt-Jakob disease. 2016; DOI: 10.1594/EURORAD/CASE.13504
18. Anastasia Zikou, Olga Xiropotamou, Maria I Argyropoulou. Neuro-Ocular-Vasculo-Behcet: MR imaging findings. 2016 DOI: 10.1594/EURORAD/CASE.14258
19. Anastasia Zikou, Georgia Mouka, Maria I Argyropoulou. Thymic hyperplasia in a patient with Grave's disease: MRI findings. 2016 DOI: 10.1594/EURORAD/CASE.14259
20. Anastasia Zikou, Paraskevi Kosta, Xiropotamou Olga, Christos Gkizas, Iliada Nakou, Spyridon Tsiouris, Maria Argyropoulou. The co-existence of the innocent and the guilty: Sever's apophysitis and Eosinophilic Granuloma. 2016 DOI: 10.1594/EURORAD/CASE.14260
21. Anastasia Zikou, Olga Xiropotamou, Maria I Argyropoulou. Tuberculous meningitis: MRI findings. 2016 DOI: 10.1594/EURORAD/CASE.14261
22. Anastasia Zikou, Georgia Mouka, Alexandra Psychou, Paraskevi Kosta, Evgenia Svarna, Vasileios Xydis, Maria I Argyropoulou. Severe hypoxic - ischemic brain injury: the reversal, the pseudo-subarachnoid hemorrhage and the white cerebellum signs on CT. 2017 DOI: 10.1594/EURORAD/CASE.14694
23. Anastasia Zikou, Christina Naka, Meropi Tzoufi, Vaseilios Xydis, Maria I. Argyropoulou. The value of conventional and diffusion magnetic resonance imaging in a rare mitochondrial disorder: Leigh syndrome - a case report. 2017 DOI: 10.1594/EURORAD/CASE.14863
24. Anastasia Zikou, Christina Naka, Sigliti-Henrietta Pelidou, Maria I Argyropoulou. Permanent brain MRI injury after electrical shock. 2017 DOI: 10.1594/EURORAD/CASE.14949

25. Zikou A, Margariti P, Markoula S, Styliara E, Castro A, Argyropoulou MI. Secondary Fahr-type brain calcifications: Imaging by CT or MR? 2018, 10.1594/EURORAD/CASE.15494

International Publications with the form of abstracts (journals with impact factor): 52

1.Drosos AA, Voulgari PV, Georgiou PE, Zikou AK: Retardation of radiological progression in early rheumatoid arthritis patients treated with cyclosporine-A. A 36 months prospective study. Arthritis Rheum 40 (suppl 9): 54, 1997.

2.Drosos AA, Voulgari PV, Georgiou PE, Zikou AK: Influence of cyclosporine-A on radiological progression in early rheumatoid arthritis patients. A 36-month prospective study. Clin Exp Rheumatol 16(suppl 2): 234, 1998.

3.Drosos AA, Voulgari PV, Georgiou PE, Zikou AK: Influence of cyclosporine-A on radiological progression in early rheumatoid arthritis patients. A 36-month prospective study. Rheumatology in Europe 27 (suppl 2): 108, 1998.

4.Gossios K, Tsianos E, Moissidou R, Zikou A, Passas G, Kontogiannis D: Alterations of computed tomography and ultrasound imaging features in liver abscesses during medical treatment. Eur Radiol 9 (suppl 1): S33, 1999.

5.Gossios K, Kontogiannis D, Zikou A, Tsompanlioti C, Vazakas P, Svarna E, Tsimoyiannis E: CT features of gastric lymphoma. Eur Radiol 10: D24, 2000.

6.Gossios K, Kontogiannis D, Zikou A, Tsompanlioti C, Vazakas P, Svarna E, Tsimoyiannis E: Value of CT as a diagnostic procedure in primary retroperitoneal tumors. Eur Radiol 10: D40, 2000.

7.Gossios KI, Zikou A, Tsompanlioti C, Vazakas P, Glantzouni A, Glantzounis G, Kontogiannis D, Tsimoyiannis E: Value of CT after laparoscopic repair of postsurgical ventral hernia. Eur Radiol (suppl 1): 145, 2001.

8.Gossios K, Siakas P, Zikou A, Tsompanlioti C, Vazakas P, Glantzouni A, Kontogiannis D, Tsimoyiannis E: Usefulness of the introduction of CO₂ in the perigastric area for staging advanced gastric cancer. Eur Radiol 11: C49, 2001.

9.Zikou AK, Alamanos Y, Argyropoulou MI, Tsifetaki N, Tsampoulas C, Voulgari PV, Efremidis SC, Drosos AA: The prevalence of cervical spine involvement in rheumatoid arthritis patients: a cross sectional study. Eur Radiol 13 (suppl 1): 232, 2003.

10.Nikas SN, Temekonidis TI, Zikou AK, Argyropoulou MI, Efremidis S, Drosos AA: Treatment of resistant rheumatoid arthritis by intra-articular injections with infliximab: a pilot study. Ann Rheum Dis 62 (suppl 1): 408, 2003.

11. Zikou AK, Argyropoulou MI, Alamanos Y, Tsifetaki N, Tsampoulas C, Voulgari PV, Drosos AA, Efremidis SC: MR findings of the cervical spine in Greek patients with rheumatoid arthritis: A cross-sectional study. *Eur Radiol* 14 (suppl 2): 126-127, 2004.

12. Konstanti E, Zikou A, Kosta P, Kastani D, Galiatsou E, Kitsakos A, Argyropoulou MI, Nakos G: Heterotopic ossification in critically ill patients: early diagnosis with MRI. *Eur Radiol* 15 (suppl 1): B560, 2005.

13. Xydis VG, Zikou AK, Astrakas L, Pantou K, Andronikou S, Argyropoulou MI: Magnetization transfer ratio in the brain of preterm subjects: Age related changes during the first 2 years of life. *Eur Radiol* 15 (suppl 1): B646, 2005.

14. Zikou AK, Argyropoulou MI, Voulgari PV, Xydis VG, Nikas SN, Efremidis SC, Drosos AA: Magnetic resonance imaging quantification of hand synovitis in patients with rheumatoid arthritis treated with adalimumab. *Ann Rheum Dis* 64 (suppl III): 448, 2005.

15. Xydis VG, Zikou AK, Astrakas L, Pantou K, Andronikou S, Argyropoulou MI: Magnetization transfer ratio in the brain of preterm subjects: Age related changes during the first 2 years of life. *Pediatr Radiol* 35 (suppl 2): S101-102, 2005.

16. Zikou A, Ioannidou MC, Tzoufi M, Astrakas L, Argyropoulou MI: Magnetization transfer ratio measurements of the brain in children with tuberous sclerosis complex. *Neuroradiology* 47 (suppl 1): 28, 2005.

17. Xydis VG, Astrakas L, Zikou AK, Gasias D, Pantou K, Andronikou S, Argyropoulou MI: Myelination process abnormalities in preterm subjects with periventricular leukomalacia assessed by magnetization transfer ratio. *Eur Radiol* 16 (suppl 1): B-411, 2006.

18. Argyropoulou MI, Tsifetaki N, Zikou AK, Xydis VG, Venestanopoulou AI, Margariti P, Drosos AA: Progressive systemic sclerosis: brain abnormalities revealed by conventional magnetic resonance imaging and magnetization transfer imaging. *Ann of Rheum Dis* 65 (suppl II): 390, 2006.

19. Tzoufi M, Nakou I, Sixlimiri P, Zikou A, Argyropoulou M, Siamopoulou-Mavridou A: Acute disseminated encephalomyelitis (ADEM) or multiple sclerosis (MS)? Part of the same demyelinating spectrum? *Eur J Paed Neurol* 2 (Suppl 1): 95, 2007.

20. Tzarouhi L, Astrakas L, Zikou AK, Xydis VG, Kosta P, Andronikou S, Argyropoulou MI: Periventricular leukomalacia in preterm children : gray and white matter and cerebrospinal fluid changes assessed with MRI. *Pediatr Radiol ESPR* 38 (Suppl 3) 015, 2008.

21. Tzarouhi L, Astrakas L, Zikou AK, Drougia A, Kosta P, Andronikou S, Argyropoulou MI: Age related gray matter changes in preterm subjects: an MRI study. *Pediatr Radiol* 38 (Suppl 3): 32, 2008.

22.Kosta P, Voulgari PV, Zikou AK, Tsampoulas C, Drosos AA, Argyropoulou MI: MRI assessment of hand involvement from the very early to established rheumatoid arthritis. Eur Radiol 19 (suppl 1): B-143, 2009.

23.Tzarouhi L, Astrakas L, Zikou AK, Papastefanaki M, Xydis VG, Andronikou S, Argyropoulou MI: Age related gray matter changes in preterm subjects: A MRI study. Eur Radiol 19 (suppl 1): B-528, 2009.

24.Tzarouhi L, Astrakas L, Zikou AK, Xydis VG, Kosta P, Andronikou S, Argyropoulou MI: Periventricular leucomalacia in preterm children. Gray and white matter and cerebrospinal fluid changes assessment with MRI. Eur Radiol 19 (suppl 1): B-527, 2009.

25.Tzarouhi L, Tsifetaki N, Konitsiotis S, Zikou AK, Astrakas L, Drosos AA, Argyropoulou MI: White matter hyperintensities and brain atrophy assessed by magnetic resonance imaging in patients with primary Sjogren syndrome. Eur Radiol 19 (suppl 1): B-668, 2009.

26.Kosta P, Voulgari PV, Zikou AK, Tsampoulas C, Argyropoulou MI, Drosos AA: Magnetic Resonance Imaging Findings in Rheumatoid Arthritis. Ann Rheum Dis 68 (suppl 3): 499, 2009.

27.Tzarouchi LC, Tsifetaki N, Konitsiotis S, Zikou A, Astrakas L, Drosos AA, Argyropoulou MI: Central nervous system involvement in primary Sjogren's syndrome: Assessment of grey and white matter changes by MRI. Ann Rheum Dis 68 (suppl 3): 745, 2009.

28.Zikou AK, Kitsos G, Tzarouhi L, Astrakas L, Argyropoulou MI . Voxel based morphometry and diffusion tensor imaging of the optic pathway in primary open angle glaucoma. Neuroradiology 51 (suppl 1): s44-s45, 2009.

29.Tzarouhi L, Tsifetaki N, Konitsiotis S, Zikou AK, Astrakas L, Drosos AA, Argyropoulou MI. Central nervous system involvement in primary sjogren syndrome : assessment of grey and white matter changes by MRI. Neuroradiology 51 (suppl 1): s45, 2009.

30.Tzarouhi L, Astrakas L, , Zikou AK, Xydis VG, Kosta P, Andronikou S, Argyropoulou MI . Periventricular leucomalacia in preterm children : assessment of grey and white matter and cerebrospinal fluid changes by MRI. Neuroradiology 51 (suppl 1): s49, 2009.

31.Tzarouchi L, Astrakas L, Zikou A, Drougia A, Andronikou S, Argyropoulou M. Diffuse periventricular leukomalakia in preterm children: assessment of grey matter changes by MRI. Pediatr Radiol 40: 1108-1161, 2010.

32.Tzarouchi L, Zikou A, Drougia A, Astrakas L, Papastefanaki M, Xydis V, Andronikou S, Argyropoulou M. Diffuse periventricular leucomalacia in preterm children:

assessment of grey matter changes by MRI. *The Neurology Journal* 23 (suppl 1): 141,2010.

33. Tzarouchi L, Tsifetaki N, Konitsiotis S, Zikou A, Astraklas L, Botsoris V, Drosos A, Argyropoulou M. Diffusion tensor imaging and T2 relaxometry in primary sjogren's syndrome. *The Neurology Journal* 23 (suppl 1): 344,2010.

34. Tzarouchi L, Tsifetaki N, Zikou A, Astrakas L, Konitsiotis S, and Argyropoulou M. Involvement of the somatosensory pathways in primary Sjogren's syndrome: a diffusion – weighted imaging study. *Neurology* 53 (suppl 1): s51, 2011.

35. Zikou A, Alexiou G, Astrakas L, Kosta P, Gousia A, Voulgaris S, Malamou-Mitsi V, Kyritsis A, Argyropoulou M. Diffusion tensor and dynamic susceptibility contrast MRI for the assessment of high-grade glioma. *Neurology* 53 (suppl 1): s37, 2011.

36. Kosta PE, Voulgari PV, Zikou AK, Argyropoulou MI, Drosos AA: The role of very early diagnosis and treatment of rheumatoid arthritis in the reversibility of bone edema, synovitis and bone erosions evaluated by magnetic resonance imaging of the dominant hand. *Ann Rheum Dis* 69 (Suppl3): 306, 2010

37. Charisiadi A, Drougia A, Margariti P, Evaggelidou E, Zikou A, Ntoulia A, Tzarouchi L, Andronikou S, Argyropoulou M. Clinical predictors of punctuate white matter lesions in premature babies. *Pediatr Radiol* 42 (Suppl 3): 84, 2012.

38. Tzarouchi L, Drougia A, Zikou A, Carisiadi A, Kosta P, Astrakas L, Andronikou S, Argyropoulou M. Relationship between body growth and regional gray matter volume changes in extremely premature small for gestational age babies. *Pediatr Radiol* 42 (Suppl 3): 86, 2012.

39. Zikou A, Tzarouchi L, Tzoufi M, Nakou I, Argyropoulou M. Microstructural changes of white matter tracts in tuberous sclerosis complex: a diffusion tensor imaging study. *Pediatr Radiol* 42 (Suppl 3): 153, 2012.

40. Tzarouchi L, Drougia A, Zikou A, Kosta P, Astrakas L, Andronikou S, Argyropoulou M. Microstructural changes of white matter tracts in small for gestational age very preterm infants evaluated at term equivalent. *Pediatr Radiol* 42 (Suppl 3): 159, 2012.

41. Kaltsonoudis E, Papagoras CE, Konitsiotis S, Markatseli TE, Zikou AK, Argyropoulou MI, Drosos AA: Neurological manifestations associated with anti-tumor necrosis factor alpha treatment. A longitudinal study. *Ann Rheum Dis* 71 (Suppl3): 709, 2012.

42. Papagoras C, Charisiadi A, Margariti P, Saougou I, Markatseli TE, Kaltsonoudis E, Zikou AK, Drosos AA: Subclinical atherosclerosis in Greek patients with spondyloarthropathy. *Ann Rheum Dis* 71 (Suppl3): 688, 2012

43.Chondrogiorgi M, Tzarouchi LC, Zikou A, Kosta P, Argyropoulou MI, Konitsiotis S. Increased regional grey matter volume in Parkinson's disease patients with excessive daytime sleepiness: an MRI study. Eur Radiol 4 (suppl 1): B-0406, 2013.

44.Tzarouchi LC, Drougia A, Zikou A, Charisiadi A, Kosta P, Astrakas L, Andronikou S, Argyropoulou MI. Relationship between body growth and regional brain volume changes in extremely premature small for gestational age babies. Eur Radiol 4 (suppl 1): B-0860, 2013.

45.Tzarouchi LC, Drougia A, Zikou A, Kosta P, Astrakas L, Andronikou S, Argyropoulou MI. Microstructural changes of white matter tracts in small fo gstational age very preterm infants evaluated at term equivalent age. Eur Radiol 4 (suppl 1): B-0862, 2013.

46.Zouroudi S, Giannopoulos S, Zikou A, Tsoukanelis A, Kyritsis A, Markoula S. Status epilepticus caused by scleromyxedema. Journal of Neurology 260 (suppl 1): S147, 2013.

47.Mouka VM, Drougia A, Zikou A, Astrakas LG, Xydis V, Andronikou S, Argyropoulou MI. Does body growth status of premature babies affect brain function and structure? A resting state f-MRI and DTI preliminary study. Pediatr Radiol 44 (suppl 2):S357, 2014.

48.Chondrogiorgi M, Astrakas L G, Zikou AK, Argyropoulou MI, Konitsiotis S. Grey matter atrophy associated with the progression of cognitive decline in Parkinson's disease (PD). Movement Disord 31 (suppl 2): 105, 2016.

49.Zikou A, Kitsos G, Astrakas L, Pappa C, Argyropoulou I M. Brain microstructural changes in patients with pseudoexfoliation syndrome: a tract-based spatial statistics diffusion tensor imaging study. Neuroradiology 58 (suppl 1): S20, 2016.

50.Vasiliki Mouka, Aikaterini Drougia, Loukas Astrakas, Vasileios Xydis, Anastasia Zikou, Styliani Andronikou, Maria I Argyropoulou. Functional and structural connectivity of the brain in preterm infants and the relationship with clinical measures. Neuroradiology 60 (suppl 2) : S472, 2018.

51.Christos Gkizas, Anastasia Zikou, Loukas Astrakas, Vasileios Xydis, Georgios Kitsos, Maria I Argyropoulou. Histogram analysis of brain of DTI metrics in patients with pseudoexfoliation syndrome. Neuroradiology 60 (suppl 2) : S502, 2018.

52.Artemis Andrianopoulou, Anastasia Zikou, Loukas Astrakas, Vasileios Xydis, Paraskevi Voulgari, Maria I Argyropoulou. Functional and structural connectivity changes of the brain in patients with primary Sjogren syndrome. Neuroradiology 60 (suppl 2) : S503, 2018.

International Presentations: 74

1.Drosos AA, Voulgari PV, Georgiou PE, Zikou AK: Cyclosporine-A in the treatment of early rheumatoid arthritis. A prospective randomized 24 months study (Poster-Abstract 51). XIX ILAR CONGRESS OF RHEUMATOLOGY, Singapore, June 8-13, 1997

2.Drosos AA, Voulgari PV, Georgiou PE, Zikou AK: Retardation of radiological progression in early rheumatoid arthritis patients treated with cyclosporine-A. A 36 months prospective study (Oral-Abstract S54). AMERICAN COLLEGE OF RHEUMATOLOGY (ACR) 61ST NATIONAL SCIENTIFIC MEETING, Washington, November 8-12, 1997

3.Drosos AA, Voulgari PV, Georgiou PE, Zikou AK: Influence of cyclosporine-A on radiological progression in early rheumatoid arthritis patients. A 36-month prospective study (Oral-Abstract 154). XVIIIth EUROPEAN WORKSHOP FOR RHEUMATOLOGY RESEARCH, Athens, March 12-15, 1998

4.Drosos AA, Voulgari PV, Georgiou PE, Zikou AK: Influence of cyclosporine-A on radiological progression in early rheumatoid arthritis patients. A 36-month prospective study (Oral-Abstract 147). 11th EULAR SYMPOSIUM, Geneva Switzerland, September 5-8, 1998

5.Gossios K, Tsianos E, Moissidou R, Zikou A, Passas G, Kontogiannis D: Alterations of computed tomography and ultrasound imaging features in liver abscesses during medical treatment (Oral-Abstract 142). EUROPEAN CONGRESS OF RADIOLOGY, Vienna Austria, March 7-12, 1999

6.Iba-Zizen MT, Abanou A, Goepel R, van Effenterre R, Payet D, Dot C, Bertin C, Zikou A, Castel S, Arzimanoglou A, Beauvais P, Bourgeois M, Doummar D, Gerard M, Mathieu S, Roussat B, Billette de Villemeur Th, Evrard Ph, Hamard H, Nordmann JPh, Cabanis EA: Discordances entre anatomie irm et signes cliniques en neuro-ophtalmopediatre (Oral-Abstract 5449). 106e CONGRES DE LA SOCIETE FRANCAISE D'OPHTALMOLOGIE, Paris France, May 6-10, 2000

7.Gossios K, Kontogiannis D, Zikou A, Tsompanlioti C, Vazakas P, Svarna E, Tsimoyiannis E: CT features of gastric lymphoma (Oral-Abstract S11.5). 11TH ANNUAL MEETING AND POSTGRADUATE COURSE OF THE EUROPEAN SOCIETY OF GASTROINTESTINAL AND ABDOMINAL RADIOLOGY (ESGAR), La Grande Motte France, June 21-24, 2000

8.Gossios K, Kontogiannis D, Zikou A, Tsompanlioti C, Vazakas P, Svarna E, Tsimoyiannis E: Value of CT as a diagnostic procedure in primary retroperitoneal tumors (Poster- Abstract 65). 11TH ANNUAL MEETING AND POSTGRADUATE COURSE OF THE EUROPEAN SOCIETY OF GASTROINTESTINAL AND ABDOMINAL RADIOLOGY (ESGAR), La Grande Motte France, June 21-24, 2000

9.Cabanis EA, Iba-Zizen MT, Abanou A, Nguyen TH, Belinger L, Cavezian R, Stievenart JL, Goepel R, Bleyne D, Thibierge M, Habas C, Saksouk A, Bemmahfoud K, Zikou A: Pathologie orbitaire non traumatique des voies visuelles pres-chiasmatiques. DIU DE NEURORADIOLOGIE ET DE NEURO-IMAGERIE, CHNO XV - XX, Paris France, Janvier 25-27, 2001

10.Iba-Zizen MT, Payet D, Abanou A, Nguyen TH, Bellinger L, Cavezian R, Stievenart JL, Goepel R, Bleyne D, Habas C, Saksouk A, Beqmahfoud K, Zikou A, Cabanis EA: Pathologie - Oculaire. DIU DE NEURORADIOLOGIE ET DE NEURO-IMAGERIE, CHNO XV - XX, Paris France, Janvier 25-27, 2001

11.Gossios KI, Zikou A, Tsompanlioti C, Vazakas P, Glantzouni A, Glantzounis G, Kontogiannis D, Tsimoyiannis E: Value of CT after laparoscopic repair of postsurgical ventral hernia (Oral-Abstract B-0227). EUROPEAN CONGRESS OF RADIOLOGY, Vienna Austria, March 2-6, 2001

12.Gossios K, Siakas P, Zikou A, Tsompanlioti C, Vazakas P, Glantzouni A, Kontogiannis D, Tsimoyiannis E: Usefulness of the introduction of CO2 in the perigastric area for staging advanced gastric cancer (Poster-Abstract 41). 12TH ANNUAL MEETING AND POSTGRADUATE COURSE OF THE EUROPEAN SOCIETY OF GASTROINTESTINAL AND ABDOMINAL RADIOLOGY (ESGAR), Dublin Ireland, June 20-23, 2001

13.Zikou AK, Alamanos Y, Argyropoulou MI, Tsifetaki N, Tsampoulas C, Voulgari PV, Efremidis SC, Drosos AA: The prevalence of cervical spine involvement in rheumatoid arthritis patients: a cross sectional study (Oral-Abstract B0471). EUROPEAN CONGRESS OF RADIOLOGY, Vienna Austria, March 7-11, 2003

14.Zikou AK, Argyropoulou MI, Alamanos Y, Tsifetaki N, Tsampoulas C, Voulgari PV, Drosos AA, Efremidis SC: MR findings of the cervical spine in Greek patients with rheumatoid arthritis: a cross sectional study (Oral-Abstract B005). EUROPEAN CONGRESS OF RADIOLOGY, Vienna Austria, March 6-9, 2004

15.Kostanti E, Argyropoulou MI, Zikou AK, Kastani D, Galiatsou E, Kitsakos A, Koliniat T, Nakos G: Heterotopic ossification in critically ill patients: early diagnosis with MRI (Poster-Abstract 100). 8TH STATE OF THE ART INTERDISCIPLINARY REVIEW COURSE ON THORACIC, CRITICAL CARE AND EMERGENCY MEDICINE, Athens Greece, May 7-9, 2004

16.Konstanti E, Zikou A, Kosta P, Kastani D, Galiatsou E, Kitsakos A, Argyropoulou MI, Nakos G: Heterotopic ossification in critically ill patients: early diagnosis with MRI (Oral-Abstract B560). EUROPEAN CONGRESS OF RADIOLOGY, Vienna Austria, March 4-8, 2005

17.Xydis VG, Zikou AK, Astrakas L, Pantou K, Andronikou S, Argyropoulou MI: Magnetization transfer ratio in the brain of preterm subjects: Age related changes

during the first 2 years of life (Oral-Abstract B646). EUROPEAN CONGRESS OF RADIOLOGY, Vienna Austria, March 4-8, 2005

18.Xydis VG, Zikou AK, Astrakas L, Pantou K, Andronikou S, Argyropoulou MI: Magnetization transfer ratio in the brain of preterm subjects: Age related changes during the first 2 years of life (Oral-Abstract 017). PEDIATRIC RADIOLOGY ESPR, Dublin Ireland, May 30-June 3, 2005

19.Zikou AK, Argyropoulou MI, Voulgari PV, Xydis VG, Nikas SN, Efremidis SC, Drosos AA: Magnetic resonance imaging quantification of hand synovitis in patients with rheumatoid arthritis treated with adalimumab (Oral-Abstract SAT0120). EULAR, Vienna Austria, June 8-12, 2005

20.Asproudis I, Zikou A, Nikas A, Tzovara I, Argyropoulou M.: Magnetic resonance imaging of the visual pathway in nonarteritic ischemic optic neuropathy (NAION) (Poster- Abstract 18). EUNOS (7th Meeting), Moscow Russia, June 26-29, 2005

21.Zikou A, Ioannidou MC, Tzoufi M, Astrakas L, Argyropoulou MI: Magnetization transfer ratio measurements of the brain in children with tuberous sclerosis complex (Oral-Abstract 028). European Society of Neuroradiology, XXX Congress and 14th Advanced Course, Barcelona Spain, September 15-18, 2005

22.Xydis VG, Astrakas L, Zikou AK, Gasias D, Pantou K, Andronikou S, Argyropoulou MI: Myelination process abnormalities in preterm subjects with periventricular leukomalacia assessed by magnetization transfer ratio. Eur Radiol (Oral-Abstract B-411) EUROPEAN CONGRESS OF RADIOLOGY, Vienna Austria, March 3-7, 2006

23.Argyropoulou MI, Tsifetaki N, Zikou AK, Xydis VG, Venestanopoulou AI, Margariti P, Drosos AA: Progressive systemic sclerosis: brain abnormalities revealed by conventional magnetic resonance imaging and magnetization transfer imaging (Oral-Abstract FRI0344). EULAR, Amsterdam, June 21-24, 2006

24.Kitsos G, Zikou AK, Bagli E, Kosta P, Margariti P, Blekas K, Argyropoulou MI: Conventional MRI and Magnetization Transfer Imaging of the brain and optic pathway in glaucoma (Poster-Abstract 33). 6 th INTERNATIONAL GLAUCOMA SYMPOSIUM-I.G.S, Athens Greece, March 28-31, 2006

25.Tzoufi M, Nakou I, Sixlimiri P, Zikou A, Argyropoulou M, Siamopoulou-Mavridou A: Acute disseminated encephalomyelitis (ADEM) or multiple sclerosis (MS)? Part of the same demyelinating spectrum? (Poster-Abstract 95). 7th EUROPEAN PAEDIATRIC NEUROLOGY SOCIETY, EPNS CONGRESS, Kusadasi Turkey, 26-29 September, 2007

26.Tzarouhi L, Astrakas L, Zikou AK, Xydis VG, Kosta P, Andronikou S, Argyropoulou MI: Periventricular leukomalacia in preterm children: gray and white matter and cerebrospinal fluid changes assessed with MRI (Oral-Abstract 015). PEDIATRIC RADIOLOGY ESPR, Edinburgh, June 4-7, 2008

27. Tzarouhi L, Astrakas L, Zikou AK, Drougia A, Kosta P, Andronikou S, Argyropoulou MI: Age related gray matter changes in preterm subjects: an MRI study (Poster-Abstract 32). PEDIATRIC RADIOLOGY ESPR, Edinburgh, June 4-7, 2008

28. Gogali A, Matthaiou M, Zikou A, Dalavanga Y, Coumbaniou Ch, Zampira I, Tachmazoglou F, Constantopoulos S: Neurosarcoidosis presented with seizures and abnormal chest imaging (Poster-Abstract 60). 9TH WASOG MEETING & 11TH BAL INTERNATIONAL CONFERENCE, Athens, June 19-22, 2008

29. Kosta P, Voulgari PV, Zikou AK, Tsampoulas C, Drosos AA, Argyropoulou MI: MRI assessment of hand involvement from the very early to established rheumatoid arthritis. Eur Radiol (Oral-Abstract B-143) EUROPEAN CONGRESS OF RADIOLOGY, Vienna Austria, March 6-10, 2009.

30. Tzarouhi L, Astrakas L, Zikou AK, Papastefanaki M, Xydis VG, Andronikou S, Argyropoulou MI: Age related gray matter changes in preterm subjects: A MRI study. Eur Radiol (Oral-Abstract B-528) EUROPEAN CONGRESS OF RADIOLOGY, Vienna Austria, March 6-10, 2009.

31. Tzarouhi L, Astrakas L, Zikou AK, Xydis VG, Kosta P, Andronikou S, Argyropoulou MI: Periventricular leucomalacia in preterm children. Gray and white matter and cerebrospinal fluid changes assessment with MRI. Eur Radiol (Oral-Abstract B-527) EUROPEAN CONGRESS OF RADIOLOGY, Vienna Austria, March 6-10, 2009.

32. Tzarouhi L, Tsifetaki N, Konitsiotis S, Zikou AK, Astrakas L, Drosos AA, Argyropoulou MI: White matter hyperintensities and brain atrophy assessed by magnetic resonance imaging in patients with primary Sjogren syndrome. Eur Radiol (Oral-Abstract B-668) EUROPEAN CONGRESS OF RADIOLOGY, Vienna Austria, March 6-10, 2009.

33. Kosta P, Voulgari PV, Zikou AK, Tsampoulas C, Argyropoulou MI, Drosos AA: Magnetic Resonance Imaging Findings in Rheumatoid Arthritis. Ann Rheum Dis 68 (suppl 3) (Poster-Abstract FRI0499). EULAR, Copenhagen, Denmark, June 10-13, 2009.

34. Zikou AK, Kitsos G, Tzarouhi L, Astrakas L, Argyropoulou MI. Voxel based morphometry and diffusion tensor imaging of the optic pathway in primary open angle glaucoma. (Oral-Abstract page 24). European Society of Neuroradiology, 34th Congress, 18th Advanced Course and 2nd Interventional Advanced Course. Athens, September 17-20, 2009.

35. Tzarouhi L, Tsifetaki N, Konitsiotis S, Zikou AK, Astrakas L, Drosos AA, Argyropoulou MI. Central nervous system involvement in primary sjogren syndrome : assessment of grey and white matter changes by MRI. (Oral-Abstract page 24). European Society of Neuroradiology, 34th Congress, 18th Advanced Course and 2nd Interventional Advanced Course. Athens, September 17-20, 2009.

36. Tzarouhi L, Astrakas L, Zikou AK, Xydis VG, Kosta P, Andronikou S, Argyropoulou MI. Periventricular leucomalacia in preterm children: assessment of grey and white matter and cerebrospinal fluid changes by MRI. (Oral-Abstract page 26). European Society of Neuroradiology, 34th Congress, 18th Advanced Course and 2nd Interventional Advanced Course. Athens, September 17-20, 2009.

37. Zikou AK, Kitsos G, Tzarouhi L, Astrakas L, Argyropoulou MI. Voxel based morphometry and diffusion tensor imaging of the optic pathway in primary open angle glaucoma. (e-poster). European Congress of Radiology. Vienna, March 4-8, 2010.

38. Tzarouchi L, Tsifetaki N, Konitsiotis A, Zikou A, Astrakas L, Botsoris V, Drosos A, Argyropoulou M. Diffusion tensor imaging and T2 relaxometry in primary Sjogren syndrome. (Oral-Abstract B-217) European Congress of Radiology. Vienna, March 4-8, 2010.

39. Tzarouchi L, Zikou A, Drougia A, Astrakas L, Papastefanaki M, Xydis V, Andronikou S, Argyropoulou M. Diffuse periventricular leucomalacia in preterm children: assessment of grey matter changes by MRI. (Oral-Abstract B-444) European Congress of Radiology. Vienna, March 4-8, 2010.

40. Tzarouchi L, Astrakas L, Zikou A, Drougia A, Andronikou S, Argyropoulou M. Diffuse periventricular leukomalacia in preterm children: assessment of grey matter changes by MRI. (Oral-Abstract 131) ESPR Bordeaux, France 7-11 June 2010.

41. Tzoufi M, Kotsalis C, Nakou I, Paraskevoulakos E, Athanasiadou A, Zikou A, Rizou C, Bazigou H, Siamopoulou- Mavridou A, Papavasiliou A. Interferon treatment in childhood and/or juvenile sclerosis (MS): the Greek experience. (Oral-Abstract 20) 16th Mediterranean Meeting of Child Neurology. Mykonos-Greece 23-26 September 2010.

42. Tzarouchi L, Zikou A, Drougia A, Astrakas L, Papastefanaki M, Xydis V, Andronikou S, Argyropoulou M. Diffuse periventricular leucomalacia in preterm children: assessment of grey matter changes by MRI. (Oral-Abstract p33) XIV Symposium Neuroradiologicum, Bologna 4-9 October 2010.

43. Tzarouchi L, Tsifetaki N, Konitsiotis S, Zikou A, Astrakas L, Botsoris V, Drosos A, Argyropoulou M. Diffusion tensor imaging and T2 relaxometry in primary Sjogren's syndrome. (Oral-Abstract p57) XIV Symposium Neuroradiologicum, Bologna 4-9 October 2010.

44. Zikou A, Alexiou G, Astrakas L, Goussia A, Charisiadi A, Voulgaris S, Argyropoulou M. Diffusion tensor and dynamic susceptibility contrast-enhanced perfusion MRI for the assessment of glioma proliferation (e-poster, 10.1594/ecr2011/c2097). European Congress of Radiology. Vienna, March 3-7, 2011.

45. Tzarouchi L, Tsifetaki N, Zikou A, Astrakas L, Konitsiotis S, Drosos A, Argyropoulou M. Involvement of the somatosensory pathways in primary sjogren's syndrome: a diffusion-weighted imaging study. (e-poster, 10.1594/ecr2011/c2198). European Congress of Radiology. Vienna, March 3-7, 2011.

46. Kosta P, Voulgari P, Zikou A, Drosos A, Argyropoulou M. The role of early diagnosis and treatment of RA in the reversibility of bone edema synovitis and bone erosions evaluated by MRI of the dominant hand. (e-poster, 10.1594/ecr2011/c0452). European Congress of Radiology. Vienna, March 3-7, 2011.

47. Tzarouchi L, Tsifetaki N, Zikou A, Astrakas L, Konitsiotis S, Argyropoulou M. Involvement of the somatosensory pathways in primary sjogren's syndrome: a diffusion-weighted imaging study. (Oral-Abstract p28) European Society of Neuroradiology, 35th Congress, 19th Advanced Course in Diagnostic Neuroradiology and 3rd Interventional Advanced Course. Antwerp, Belgium, September 22-25, 2011.

48. Zikou A, Alexiou G, Astrakas L, Kosta P, Gousia A, Voulgaris S, Malamou-Mitsi V, Kyritsis A, Argyropoulou M. Diffusion tensor and dynamic susceptibility contrast MRI for the assessment of high-grade glioma. (Oral-Abstract p25). European Society of Neuroradiology, 35th Congress, 19th Advanced Course in Diagnostic Neuroradiology and 3rd Interventional Advanced Course. Antwerp, Belgium, September 22-25, 2011.

49. Tzarouchi LC, Tsifetaki N, Zikou A, Astrakas L, Konitsiotis S, Argyropoulou MI, Drosos AA. Central nervous system involvement in primary Sjogren's syndrome system: a magnetic resonance imaging study. (Poster- Abstract P055) 11th International Symposium on Sjogren's syndrome, Athens, September 28 – October 1, 2011.

50. Charisiadi A, Drougia A, Margariti P, Evaggelidou E, Zikou A, Ntoulia A, Tzarouchi L, Andronikou S, Argyropoulou M. Clinical predictors of punctuate white matter lesions in premature babies. (Oral-Abstract 84-LP) ESPR Athens May 30 - June 1, 2012.

51. Tzarouchi L, Drougia A, Zikou A, Charisiadi A, Kosta P, Astrakas L, Andronikou S, Argyropoulou M. Relationship between body growth and regional gray matter volume changes in extremely premature small for gestational age babies. (Oral-Abstract 86-SP) ESPR Athens May 30 - June 1, 2012.

52. Zikou A, Tzarouchi L, Tzoufi M, Nakou I, Argyropoulou M. Microstructural changes of white matter tracts in tuberous sclerosis complex: a diffusion tensor imaging study. (Poster-Abstract 153) ESPR Athens May 30 - June 1, 2012.

53. Tzarouchi L, Drougia A, Zikou A, Kosta P, Astrakas L, Andronikou S, Argyropoulou M. Microstructural changes of white matter tracts in small for gestational age very

preterm infants evaluated at term equivalent. (Poster-Abstract 159) ESPR Athens May 30 - June 1, 2012.

54.Kaltsonoudis E, Papagoras CE, Konitsiotis S, Markatseli TE, Zikou AK, Argyropoulou MI, Drosos AA. Neurological manifestations associated with anti-tumor necrosis factor alpha treatment. A longitudinal study. AB1251. EULAR, Berlin, Germany, 6-9 June 2012.

55.Chondrogiorgi M, Tzarouchi LC, Zikou A, Kosta P, Argyropoulou MI, Konitsiotis S. Increased regional grey matter volume in Parkinson's disease patients with excessive daytime sleepiness: an MRI study. (Oral-Abstract B-0406) European Congress of Radiology. Vienna, March 7-11, 2013.

56.Tzarouchi LC, Drougia A, Zikou A, Charisiadi A, Kosta P, Astrakas L, Andronikou S, Argyropoulou MI. Relationship between body growth and regional brain volume changes in extremely premature small for gestational age babies. (Oral-Abstract B-0860) European Congress of Radiology. Vienna, March 7-11, 2013.

57.Tzarouchi LC, Drougia A, Zikou A, Kosta P, Astrakas L, Andronikou S, Argyropoulou MI. Microstructural changes of white matter tracts in small fo gstational age very preterm infants evaluated at term equivalent age. (Oral-Abstract B-0862) European Congress of Radiology. Vienna, March 7-11, 2013.

58.Charisiadi A, Drougia A, Tzarouchi LC, Margariti P, Evaggelidou E, Zikou A, Ntoulia S, Andronikou S, Argyropoulou MI. Clinical predictors of punctuate white matter lesions in premature babies. (Poster-Abstract C-2554) European Congress of Radiology. Vienna, March 7-11, 2013.

59.Papagoras C, Markatseli TE, Margariti P, Zikou AK, Alamanos Y, Drosos AA. Cardiovascular risk profile of patients with spondyloarthritis (217). 81st Congress of the European Atherosclerosis Society. Lyon, France, 2-5 June, 2013.

60.Zouroudi S, Giannopoulos S, Zikou A, Tsoukanelis A, Kyritsis A, Markoula S. Status epilepticus caused by scleromyxedema. (Poster-Abstract p-606) 23 Meeting of the European Neurological Society, June 8-11 Barcelona, Spain, 2013.

61.Zikou A, Alexiou GA, Tsiouris S, Goussia A, Kosta P, Voulgaris S, Fotopoulos AD, Argyropoulou MI. Comparison of diffusion tensor, dynamic susceptibility contrast MRI and (99m)Tc-Tetrofosmin brain SPECT for the assessment of glioma proliferation.EPOS(C-0033) European Congress of Radiology. Vienna, March 6-10, 2014.

62.Zikou A, Alexiou GA, Tsiouris S, Goussia A, Kosta P, Voulgaris S, Tsekeris P, Fotopoulos AD, Argyropoulou MI. Comparison of diffusion tensor, dynamic susceptibility contrast MRI and (99m)Tc-Tetrofosmin brain SPECT for the detection of recurrent high-grade glioma. EPOS & (Oral-Abstract B-0484) European Congress of Radiology. Vienna, March 6-10, 2014.

63. Zikou A, Kosmidou M, Astrakas L, Tzarouchi L, Tsianos E, Argyropoulou MI. Brain involvement in patients with inflammatory bowel disease: a voxel-based morphometry and diffusion tensor imaging study. EPOS & (Oral-Abstract B-1020) European Congress of Radiology. Vienna, March 6-10, 2014.

64. Zikou A, G. A. Alexiou, G. Vartholomatos, P. Kosta, V. Xydis, S. Voulgaris, M. Argyropoulou; Correlation of diffusion tensor and dynamic susceptibility contrast MRI metrics with flow cytometry findings in gliomas EPOS,2015 & e-poster DOI:10.1594/ecr2015/C-0068. European Congress of Radiology. Vienna, Austria, March 4-8, 2015.

65. Chondrogiorgi M, Astrakas L , Zikou A, Argyropoulou MI, Konitsiotis S. White matter changes associated with cognitive impairment in Parkinson's disease (Poster 4.009). XXI World Congress on Parkinson's disease and Related Disorders. Milan, Italy, 9 December 2015.

66. Zikou A, V. Xydis, L. G. Astrakas, L. Tzarouchi, M. Tzoufi, I. Nakou, M. Argyropoulou; Microstructural changes of white matter tracts in tuberous sclerosis complex: a tract-based spatial statistical imaging analysis study EPOS & e-poster C-0227 - European Congress of Radiology. Vienna, Austria, March 2-6, 2016.

67. Zikou A, Alexiou G, Goussia A, Kosta P, Xydis V, Argyropoulou I M. The role of diffusion tensor imaging (DTI) and dynamic susceptibility perfusion (DSP) MRI in the evaluation of meningioma grades and subtypes EPOS & (Oral-Abstract B-1059) European Congress of Radiology. Vienna, Austria, March 2-6, 2016.

68. Chondrogiorgi M, Astrakas L G, Zikou AK, Argyropoulou MI, Konitsiotis S. Grey matter atrophy associated with the progression of cognitive decline in Parkinson's disease (PD) (Poster 1433). 20th International Congress of Parkinson's disease and Movement Disorders, Berlin, Germany, June 19-23, 2016.

69. Zikou A. Brain microstructural changes in patients with pseudoexfoliation syndrome: a tract-based spatial statistics diffusion tensor imaging study (Oral). 39th Annual Meeting of the European Society of Neuroradiology. Belgrade, Serbia, September 15-18, 2016.

70. Zikou A, Kitsos G, Astrakas L, Pappa C, Argyropoulou I M. Brain microstructural changes in patients with pseudoexfoliation syndrome: a tract-based spatial statistics diffusion tensor imaging study (Oral-Abstract OP08). 14th Balkan Congress of Radiology", Thessaloniki, Greece, October 13-15, 2016.

71. Xydis V, Zikou A, Kostadima V, Astrakas L, Kosta P, Argyropoulou I M. The association between multiple sclerosis and spondylosis: when and why (Oral-Abstract OP51). 14th Balkan Congress of Radiology", Thessaloniki, Greece, October 13-15, 2016.

72.Mouka V, Astrakas L, Xydis V, Drougia A, Zikou A, Andronikou S, Argyropoulou I M. Functional and structural connectivity in preterm infants: the relationship with clinical measures(Oral-Abstract OP34). 14th Balkan Congress of Radiology”, Thessaloniki, Greece, October 13-15, 2016.

73.Christos Gkizas, Anastasia Zikou, Loukas Astrakas, Vasileios Xydis, Georgios Kitsos, Maria I Argyropoulou. Histogram analysis of brain of DTI metrics in patients with pseudoexfoliation syndrome. (Poster 1-P77). 41st Annual Meeting of the European Society of Neuroradiology. Rotterdam, Netherlands, September 19-23, 2018.

74.Artemis Andrianopoulou, Anastasia Zikou, Loukas Astrakas, Vasileios Xydis, Paraskevi Voulgari, Maria I Argyropoulou. Functional and structural connectivity changes of the brain in patients with primary Sjogren syndrome. (Poster 1-P79). 41st Annual Meeting of the European Society of Neuroradiology. Rotterdam, Netherlands, September 19-23, 2018.